


How to register for Smart India Hackathon 2023?

<https://www.sih.gov.in>



Please visit the official website
of Smart India Hackathon 2023



MIC ALUMNI

LOGIN/REGISTER



click here

DISCOVER ABOUT SIH ▾

IMPLEMENTATION TEAM

PROJECT IMPLEMENTATION

GUIDELINES ▾

SUPPORT ▾

RESULT ▾



Click on Login/Register to Register






In the last 5-6 years, hackathons have emerged as one of the biggest platforms for solving the challenges of our country.




- **Narendra Modi**, Prime Minister of India



Step 1: Register as School SPOC



MIC ALUMNI

LOGIN/REGISTER 

DISCOVER ABOUT SIH ▾


GUIDELINES ▾

IMPLEMENTATION TEAM

PROJECT IMPLEMENTATION

RESULT ▾

SUPPORT ▾



Please Select User Role ▾


[Forgot Your Password?](#)

Submit

Don't Have Account? [Register Now](#)

Click on Register Now

For College Faculty SPOC



SMART INDIA HACKATHON 2023

Select Registration Type

☐ College Faculty SPOC

☒ School Faculty SPOC

[Close](#)

DISCOVER

Smart India Hackathon 2023

75

अज्ञानं विना ज्ञानं न भवति

Don't Have Account? [Register Now](#)

[Forgot Your Password?](#)

[Submit](#)

Please Select User Role

Password

Select School Faculty SPOC

- Select School Board
- Enter School Registration code.
- Enter School name.

[MIC ALUMNI](#)[LOGIN/REGISTER](#)[DISCOVER ABOUT SIH](#)[GUIDELINES](#)[IMPLEMENTATION TEAM](#)[PROJECT IMPLEMENTATION](#)[RESULT](#)[SUPPORT](#)

*** New Users:** Need to enter all the data before uploading consent letter and submitting.

Education Board

Select

School Registration Code:

School Registration Code

School Name:

School Name

State:

State

District:

District

City:

City

School Faculty First Name:

Enter First Name

Max 200 CHARACTERS Allowed

- Enter other details as per requirement as mentioned.
- Click on Register button



DISCOVER ABOUT SIH ▾

GUIDELINES ▾

IMPLEMENTATION TEAM

PROJECT IMPLEMENTATION

RESULT ▾

SUPPORT ▾

Email:

abc@host.com

Max 200 CHARACTERS Allowed

Mobile No:

Please Enter Valid Mobile No.

Max 100 CHARACTERS Allowed

IIC Institute Code (Optional):

IIC Institute Code

Upload Consent Letter: (PDF, JPG, PNG
max 2 MB)

[Click here for SPOC Consent letter format](#)
[Click here for Student college authority
letter format](#)

Choose File No file chosen

*** Disclaimer:** The college and school SPOC should be responsible to check each and every data before submitting. Do check the mobile number and email ID as they will be used for all future communication and verification.

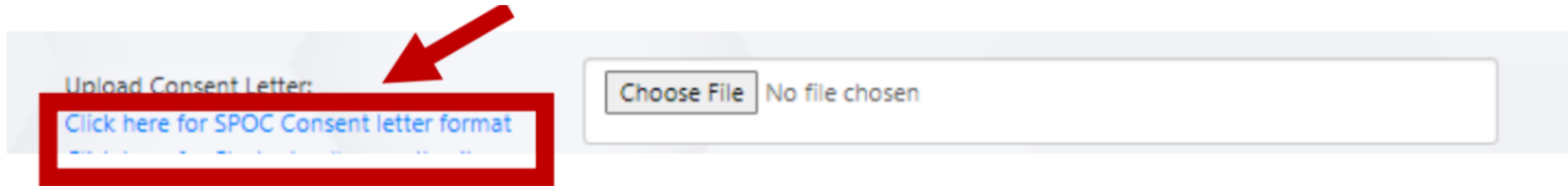
Register

Already Have An Account? [Login](#)



Step 2:

Upload SPOC Consent letter on the College Letterhead. Ensure the name, email and mobile are the same in the consent letter as that is used for registration as a SPOC or else your institute will not be approved if there is a mismatch in the documents. Click on the sample template for the consent letter.

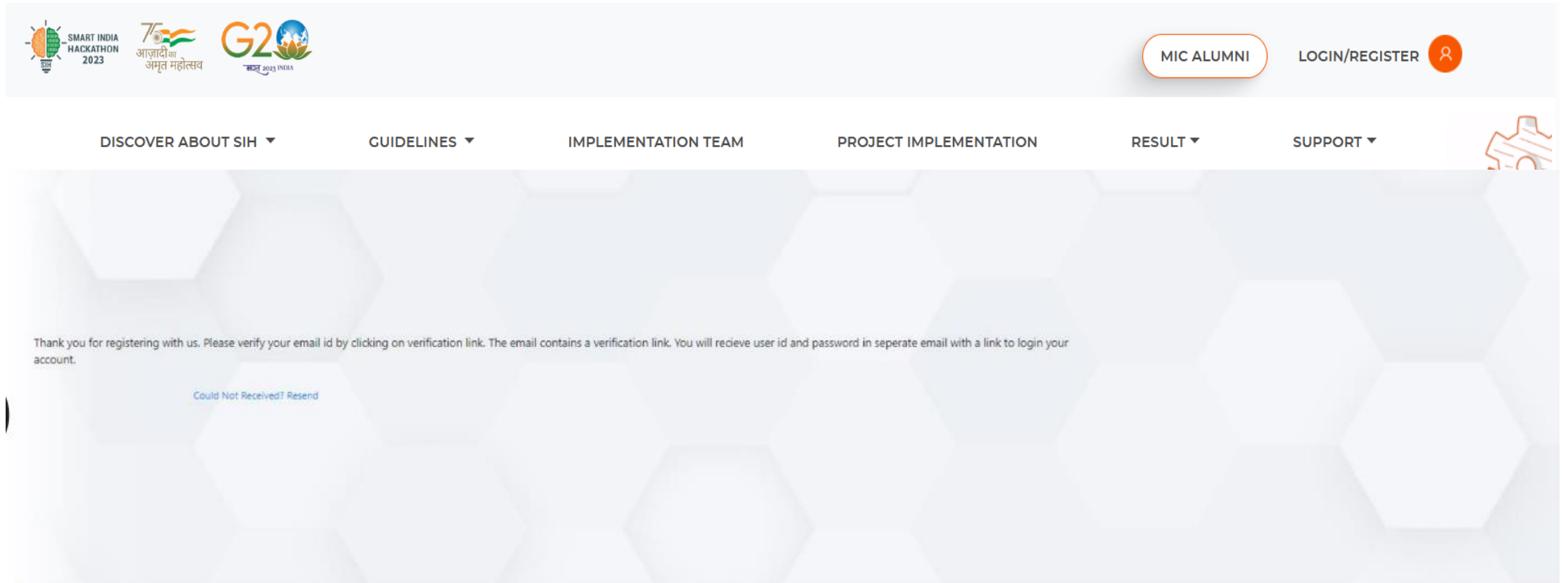


Upload Consent Letter:

[Click here for SPOC Consent letter format](#)

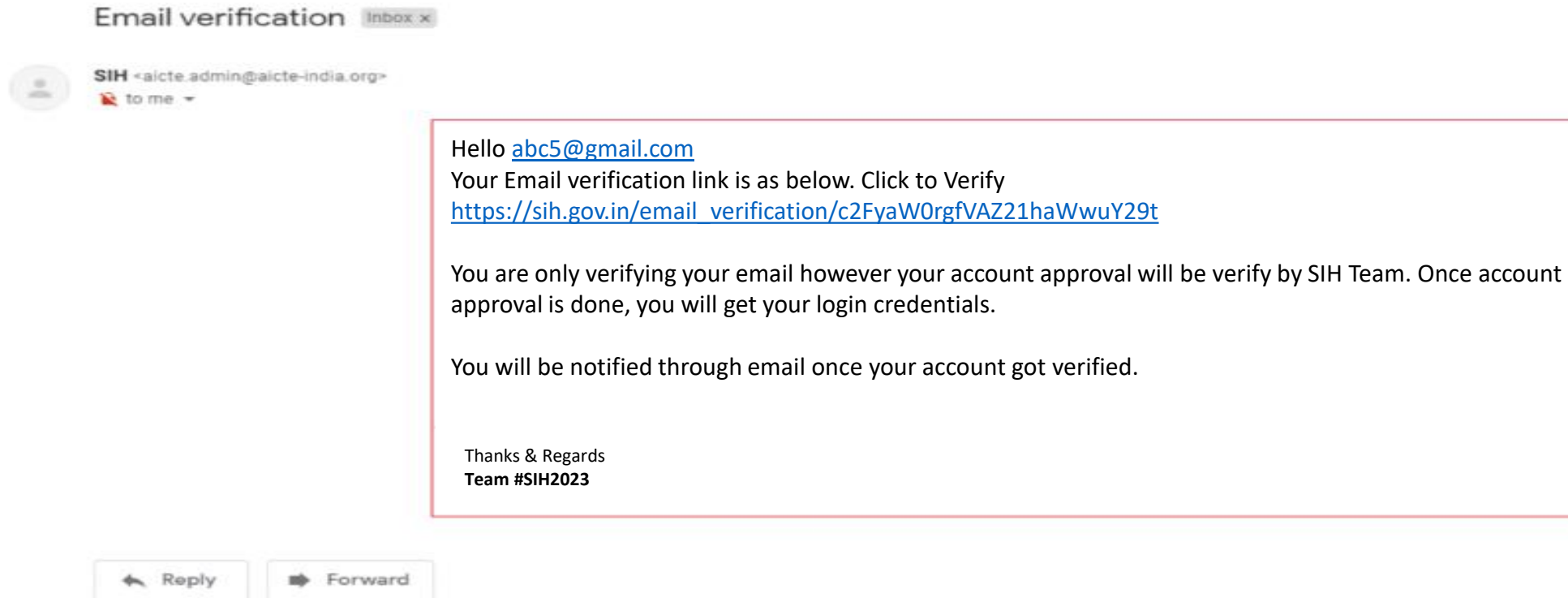
Choose File No file chosen

Step 3: Once you upload and register the details, please check your registered email ID.



Step 4:

Click on the verification link to get the **email verified**



Step 5:

Once you click on the verification link, your request to get your account approval will be sent to SIH Committee for approval. Usually, an account is approved within a day's time or within 12 hours of registration and email verification.

Step 6:

Once approved, you will receive your login credentials on your registered email ID. Use the credential to log in and submit details on the SPOC dashboard.



Hello,

You are now approved SPOC of your school

Please use the following login credentials to get login.

URL: <https://sih.gov.in/signin>

Email: abc5@gmail.com

Password: xyz



Please ensure that you complete the following steps to ensure that the students teams from your school are able to proceed ahead in the competition:

Step 1: Schools can optionally organize the internal hackathon or directly submit the teams on our portal.




Step 2: School can nominate any number of teams against any of the 16 listed themes. There are no problem statements defined for school students. They can work on any of the real world challenge and submit details of their idea/prototype.

Step3: Only school SPOCs can submit the team details and no direct registration by the student is allowed.


In case of any questions, please contact us: <https://www.sih.gov.in/contactUs>

For FAQs for SPOCs and Students, please visit: <https://www.sih.gov.in/fags>

Login for School SPOC:



MIC ALUMNI

LOGIN/REGISTER 

DISCOVER ABOUT SIH ▼


GUIDELINES ▼

IMPLEMENTATION TEAM

PROJECT IMPLEMENTATION


RESULT ▼

SUPPORT ▼



Step 1: Select your Role as School SPOC

Step 2: Enter your Email ID and Password



Email

Password

School SPOC ▼

[Forgot Your Password?](#)

Submit

Don't Have Account? [Register Now](#)

Step 3: Click on Submit Button

- Enter other details as per requirement as mentioned.
- Click on Save as Draft

Event Image/Video Link*

Event Location*

Event Date*

Total no. of Teams Participated*

Total no. of Students Participated*

No. of female Participants*

No. of male Participants*

Select the mode of the Internal Hackathon*

Select

Upload internal hackathon report*

(PDF only with maximum size 5MB)

Choose File

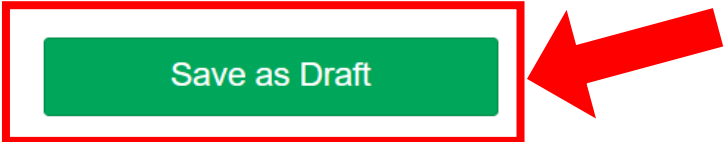
No file chosen

Problem Statements (PS) attempted by teams*	Total number of teams Participated against each PS*	Total number of teams Selected against each PS*
<input type="text" value="Problem Statement Title"/>	<input type="text" value="Total No of Team Participated"/>	<input type="text" value="Total No of Team Selected"/>
<input type="text" value="Problem Statement Title"/>	<input type="text" value="Total No of Team Participated"/>	<input type="text" value="Total No of Team Selected"/>


Add More

(Note: Minimum 2 Required)

☐ All details entered above are accurate to best of my knowledge as nominated College SPOC. I am aware that once a team is nominated and submitted by me to SIH2023 organizers, no information or document can further be altered.





Step 7: Team Nomination

SMART INDIA HACKATHON 2023

☰

SMART INDIA HACKATHON (SIH2023)



☑ Step 1: Team Registration

👤 View Registered Teams

☑ Step 2: Team Idea Submission

👤 Submit Team Idea(s)

👤 Update Profile

👤 Notification(s)

Registered Teams

Team Name	Team Leader	Contact	Category	Team Theme	Consent Letter	Action
Team Name	Student 1 View Members	test@test.com 123456789	Software	Blockchain_and_Cybersecurity	View File	

Nominate More Team(s)

Enter Participants Details

Step 1: Team Registration

View Registered Teams

Step 2: Team Idea Submission

Submit Team Idea(s)

Update Profile

Notification(s)

SMART INDIA HACKATHON (SIH2023)

Nominated Team(s)

School SPOC : HP Sid

School : AICTE

1. School SPOC is recommended to enter the details for nominated teams (in presence of respective team leaders). Team & idea details once submitted cannot be altered. School SPOC will be responsible to ensure that all the data entered by him/her is accurate.

2. School SPOC also must submit additional team details

3. School can nominate upto 10 teams (minimum:1 & maximum:10).

IMPORTANT: It is mandatroy for the SchoolSPOC to fill all data given in all steps to complete the team nomination formalities.

Team Name:

Team Name

Max 200 Characters Allowed

Theme:

Select Theme

Category:

Select Category

Upload Consent Letter: (PDF max 2 MB)

Choose File | No file chosen

[Click here for Student school authority letter format](#)

Only Single PDF should be uploaded

All Teams detail should be in one PDF.

Total No. of Team Registered: 1

Remaining Teams: 9

TEAM MEMBERS DETAIL S




Student Full Name	Email	Mobile	DOB	Gender	Class
Leader Full Name	Leader Email	Leader Mobile number	dd-mm-yyyy	Gender	Class
Member Full Name	Member Email	Member Mobile number	dd-mm-yyyy	Gender	Class
Member Full Name	Member Email	Member Mobile number	dd-mm-yyyy	Gender	Class

Note : First Member Is Team Leader. It is recommended to include at least 1 female member in each team.


You can view submitted team using View Registered Teams tab.


Submit Data

Login for Team Leader:




MIC ALUMNI


LOGIN/REGISTER 


DISCOVER ABOUT SIH 


IMPLEMENTATION TEAM

PROJECT IMPLEMENTATION

GUIDELINES 


SUPPORT 

RESULT 




Step 1: Select your Role as Team Leader

Step 2: Enter your Email ID and Password



Email

Password

TEAM LEADER 


[Forgot Your Password?](#)


Submit


Don't Have Account? [Register Now](#)


Step 3: Click on Submit Button


To Add mentor Details:


 SMART INDIA HACKATHON 2023







 View Team Details

 Mentor Details (optional)

 View Submitted Idea

 View Submitted Idea(s)

 View Draft Idea(s)

Mentor(s) details by Team for SIH-2023.

*** Data once submitted cannot be edit or update. (Optional)**

Mentor1 Name	<input type="text"/>	Mentor1 Phone	<input type="text"/>	Mentor1 Email	<input type="text"/>
Mentor2 Name	<input type="text"/>	Mentor2 Phone	<input type="text"/>	Mentor2 Email	<input type="text"/>

Submit

Copyright © 2023 SIH. All rights reserved.